



# *Rich Harvest Public School*

## **HOLIDAY HOMEWORK (2022-23)**

### **CLASS - PRE SCHOOL**

*Summer Vacations have arrived,  
Ever wondered from where vacation has derived.*

*Lot to do except just to relax,  
Do something for your loved ones to the max.*

*Lot to eat except just from ice creams,  
To protect yourself from these sunny beams.*

*Don't forget to do holiday homework,  
That's a part of the School Framework.*

*Explore and relish yourselves entirely,  
Wake up early, celebrate all the days,*

*Happy holidays.*



*Dear Students*

*Summers are here in all its glory. Let us welcome each day as a new beginning and a fresh opportunity to learn. A time to foster yourself, a time to get motivated, a time to be more creative and enthusiastic, a time to explore new places, try new skills and learn new things. So, let's make the best of this time by upgrading your skills, spending time with family and blending enjoyment with learning. Learning through the assignments which are designed to enhance your knowledge on the subjects and I hope that you will surely engage yourself in some fruitful activities which will enrich your personality and groom you into your best self.*

*Wishing all of you a very enjoyable and fun-packed summer break. Relax, enjoy, have loads of fun and come back refreshed on 4<sup>th</sup> July, 2022.*

**INSTRUCTIONS :**

- 1. Revise complete syllabus done till now.*
- 2. All the work should be presented neatly on A4 size coloured sheets. Compile and submit your work in an attractive self-designed folder latest by 8<sup>th</sup> July, 22.*
- 3. Make sure your work is very neat as it will be graded.*
- 4. Creativity and originality of the work will be appreciated.*
- 5. Parents are requested to encourage their ward to do the homework independently. Please guide your ward in case he/she needs help.*





# **SUMMER** **BUCKET LIST FOR KIDS**

## **PLAY OUTSIDE**

- Ride a bike
- Skip Rope
- Play Hopscotch
- Draw Chalk Art
- Run Thru Sprinkler

## **FAMILY FUN**

- Have A Picnic
- Go Camping
- Go Bowling
- Go To The Beach
- Go Swimming

## **LET'S LEARN**

- Learn A Magic Trick
- Make Up A Story
- Learn Origami
- Play Maths Game
- Read Books

## **BE HELPFUL**

- Wash The Car
- Water The Plants
- Clean Your Room
- Donate Toys
- Help A Neighbor

## **PLAY INSIDE**

- Make A Craft
- Paint A Picture
- Play A Board Game
- Play Hide & Seek
- Make Popsicles



## Let's converse in English:

English is a universal language. So, we want our children also to be proficient in speaking it but for this, full support & co-operation of Parents is required. We would appreciate if you keep the following points in mind:-

- ❖ Converse with your child in English.
- ❖ Emphasize more on phonetic sounds.
- ❖ Encourage your child to:
  - Use simple words & sentences at home.
  - Use magic words like excuse me, sorry, please & thank you.
  - Wish parents & elders like Good morning, Good evening & Good night.

R.H.P.S

Name-

Pre-School

Date-

Circle all the pictures which are happy faces








R.H.P.S

Name-



Pre-School

Date-

Colour the Fruits Red & Vegetables Green



Decorate the fish using pulses & seeds



Making Bookmarks also promotes book reading activity. So, be ready to make your own DIY bookmark.





## RAINBOW PAPER CRAFT

This project is great for fine motor skills & cutting practice because of the sun rays rainbow strips. Make your own rainbow & spread the colors in class after vacations.



**RAINBOW**  
paper plate craft for kids



*R.H.P.S*

Name-

Pre-School

Date-

Paste the photographs of your family members:



R.H.P.S

Name-

Pre-School

Date-

# Letter i

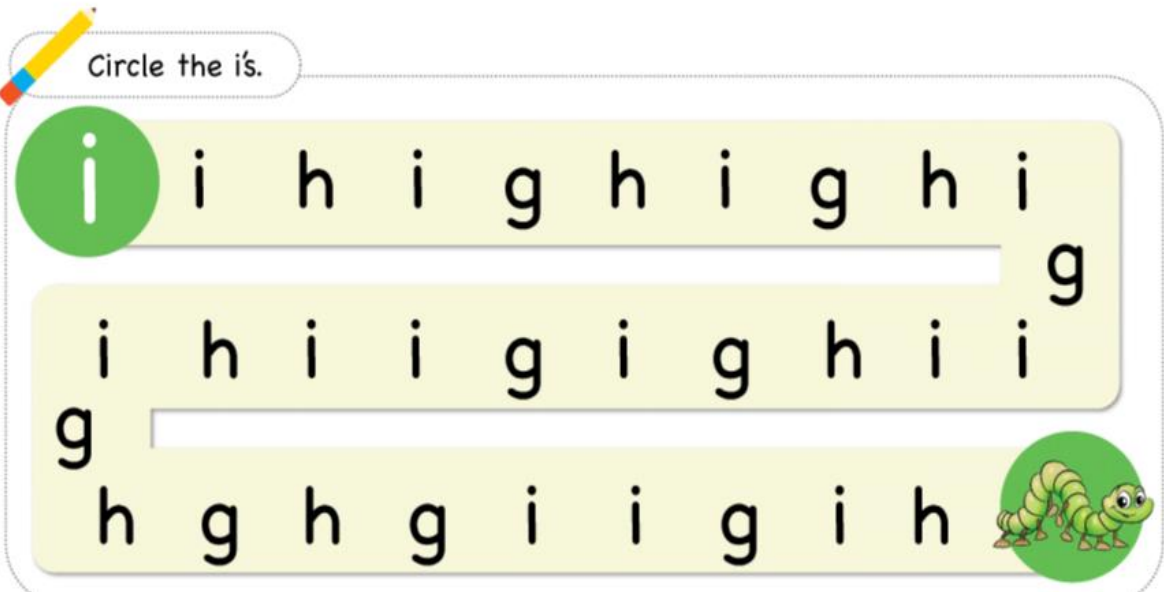
Color the i's yellow.



Circle the words that start with i.



Circle the i's.



R.H.P.S

Name-

Pre-School

Date-

## Letter h

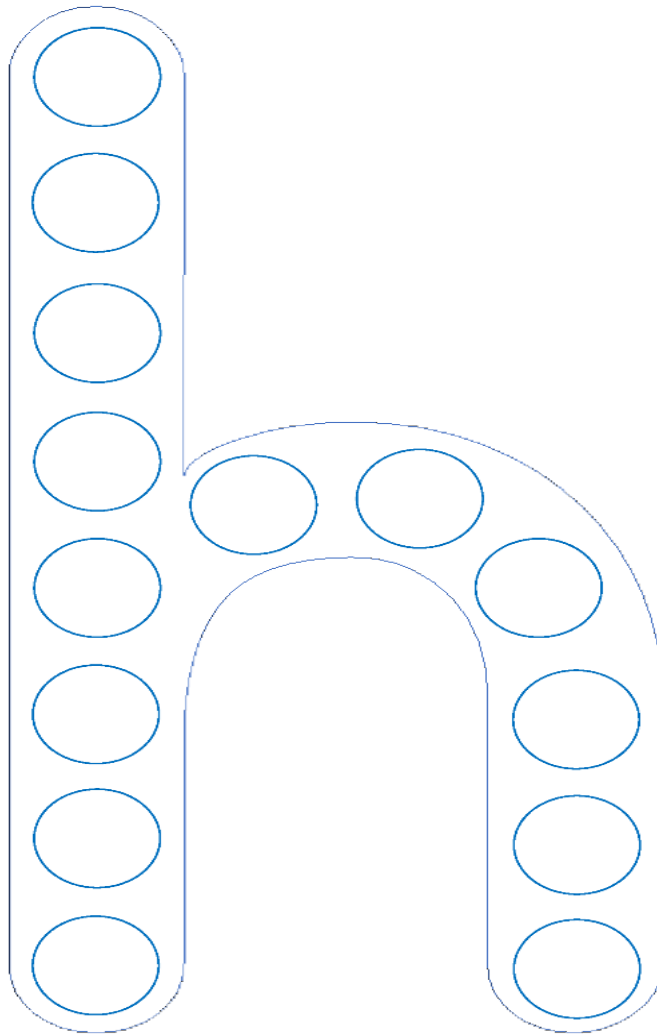
### Pom-Pom Letter Tracing

*Trace the letter by placing buttons, pom-pom or pebbles on the circles.*

#### **Pom-Pom Letter Tracing**

Trace the letter by placing buttons, pom-poms or pebbles on the circles.

h



## ENGLISH

- Practice 2 pages of each alphabet (small i, l, t and h) in your English notebook.

## MATHS

- Practice 2 pages of no. 1 and 2 in your Maths notebook.

## E.V.S

- Do page numbers - 52,54,58,59 in your book.

Make flashcards according to the roll numbers of your ward. Size of each flashcard should be A4 size sheet. Cover flashcard with cellophane paper or with plastic sheet.

### Roll no.

### Topic

1 TO 5

CAPITAL A TO M

6 TO 10

CAPITAL N TO Z

11 TO 15

SMALL a to m

15 TO 20

SMALL n to z

20 TO 25

COUNTING 1-10